



ST. JOHN'S
COLLEGE, ANCHAL

LET YOUR LIGHT SHINE BEFORE MEN



CRITERION 1

1.4: FEEDBACK SYSTEM

Metric 1.4.1




ST. JOHN'S
COLLEGE, ANCHAL


Affiliated to the University of Kerala
Re-accredited with A Grade by NAAC
Recognised for STAR College by DBT, Govt. of India

LET YOUR
LIGHT
SHINE BEFORE
MEN

ACTION TAKEN FEEDBACK REPORT

2022-23



 P.B. No.3,
Mar Gregorios Nagar,
Anchal P.O., Kollam,
Kerala - 691 306

Off: 0475-2966973 | Fax: 0475-2275326 
info@stjohns.ac.in | principal@stjohns.ac.in 
www.stjohns.ac.in 



FEEDBACK 2022-2023

Constructive feedback is a robust tool for creating a healthy environment, boosting productivity, engagement, and achieving better results. We, at St John's College, always tries to build a 'give and take' approach in enhancing our working conditions both with respect to the employees as well as with the student community.

On this regard, we have conducted a feedback survey to better understand the reforms and suggestions needed per se with the curriculum .

We considered four stakeholders to get a holistic picture on the different dimensions of curriculum. The following are the selected 4 stakeholders :

1. STUDENT
2. ALUMNI
3. FACULTY
4. PARENT



A REPORT ON STUDENTS' FEEDBACK

The IQAC of St. John's College, Anchal, organised a feedback session for the students on various aspects of the academic and administrative aspects to ensure and uphold quality education.

The feedback form had questions based on certain significant aspects, such as :

- Teaching Methodologies and Assessment Strategies
- Learning Resources, Facilities and Guidance
- The Outcome of the Curriculum and Syllabus
- Life Skills and Extra Curricular Activities
- Overall Impression of the Program and Facilities

This report presents the consolidated views and feedback of the students.

Teaching Methodologies and Assessment Strategies

Around 82% of 105 students who participated in this survey opined that the methodologies used by the teachers were satisfactory whereas the remaining 12% of them noted that they were poor and average. Majority of the respondents opined that teachers are always effective to communicate with them and they follow, a fair approach to teaching. 45% of students appreciated the teachers approach to teaching as excellent while 24.5% of children expressed that it was very good and 20% of them opined it was good. Only 7% of students having a negative impact on teachers approach to teaching. Majority of the respondents are there with the view that the internal evaluation process was usually fair. 82% of students expressed that teachers always illustrate the concepts through examples and applications. 58% of total respondents suggested that the teachers inform them about their expected competencies, course outcomes and programme outcomes. Majority of the students have the opinion that the teaching and mentoring process in the institution facilitates cognitive, social and emotional growth.

Learning Resources, Facilities and Guidance

Around 70% of students opined that 70-89% of teachers use ICT tools such as, LCD projectors, multimedia, google classroom, whatsapp, audio/video lectures etc while teaching. Majority of the students are satisfied with the learning resources which are available in the college (library, lab, ICT provisions and others). Some of the respondents are expressed that the facilities provided in the college were average. Majority of the students were strongly agreed that the institution makes efforts to engage students in the monitoring, review and continuous quality improvement of teaching- learning process. 64% of students responded that efforts are made by the institute to inculcate soft skills and employability skills to make them, ready for the world of work.

The Outcome of the Curriculum and Syllabus

Around 74% of 105 students who participated in the survey emphasized that they had “Good” to “Excellent” expected outcomes from the courses they have undergone and allocation of credits and hours to the course. The syllabus of each courses covering the recent trends and developments. The curriculum contains both academic and non-academic matters. 53% of



students opined that the institute regularly takes active interest in promoting internships, study tours and field visit opportunities for students. There was a negative response of 12.5% regarding the conduct of internships and study tour as “Never”. 45.5% of students strongly agree with the question “ Institution provides multiple opportunities to learn and grow”. 64.4% opined that 85%-100% of syllabus was covered.3% of them expressed that, Below 50% of syllabus was covered.

Life Skills and Extra Curricular Activities

Around 78% of students opined that efforts are made by the institute or teachers to inculcate soft skills, life skills and employability skills to make you ready for the world of work to a great extent whereas 23% opined it as moderate .Majority of the students expressed that, to a great extent the institute as well as the teachers use student centric methods, such as experiential learning, participative learning and problem solving methodologies for enhancing learning experiences. 30% of students strongly agreed that the teachers were encourage, students to participate in extra- curricular activities whereas 55% of them agreed with this.

Overall Impression

58% of total respondents argued that the overall quality of teaching learning process in the institute was very good. This 58% strongly agreed with this quality whereas 37% of pupils agreed and 3% as neutral.

SUGGESTIONS

- Maintain good and sound communication between teachers and students.
- Develop positive approach to teaching
- Follow ethics in teaching
- Always keep fair internal evaluation
- Give more importance to curriculum oriented internships and study tours
- Provide more and more opportunities to students to develop their skills and talents
- Conduct career related workshops and seminars and also arrange skill development programmes for students.
- Always adopt student centric methods of teaching
- Make sure that the teachers use ICT tools while teaching
- Instruct teachers to cover the syllabus within a prescribed time limit

A REPORT ON THE FACULTY FEEDBACK, 2022 – 2023

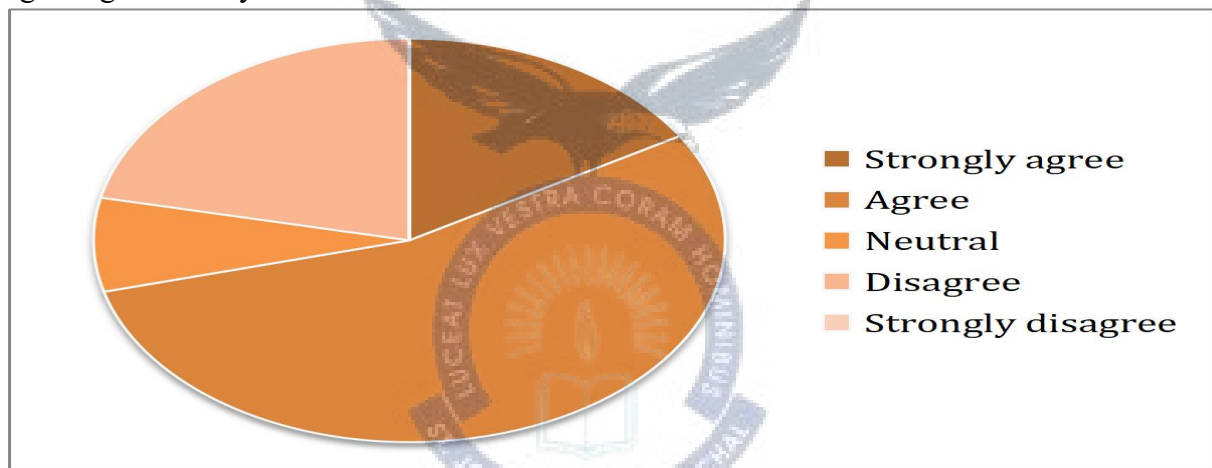
The IQAC of St. John's College, Anchal initiates the conduct of feedback from the faculty. The feedback from had questions based on

- The contemporary relevance of curriculum
- Level of fulfillment of course contents as per the needs of students
- Whether the current syllabus is need based and ensures academic flexibility

This report presents the summary of the feedback of faculty.

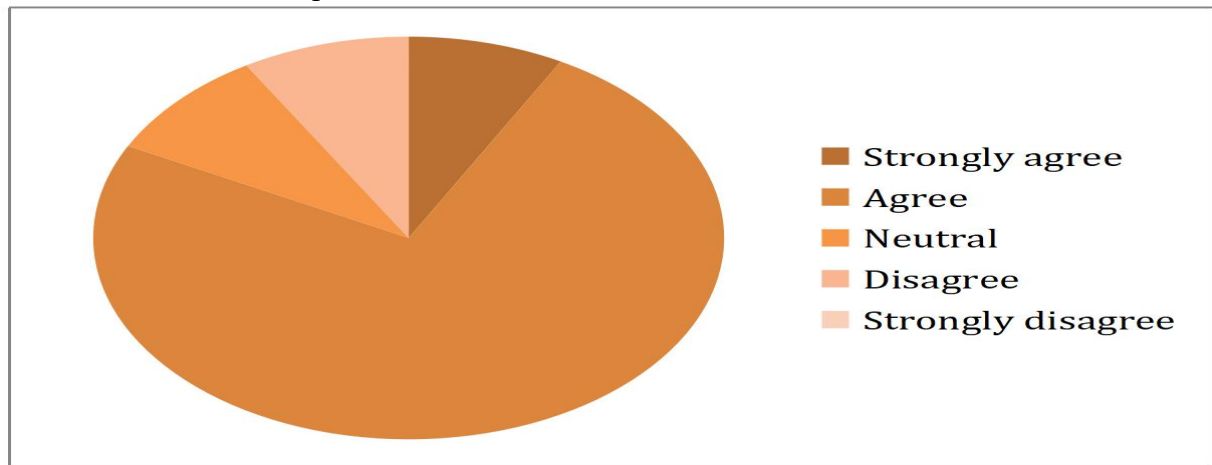
1. Whether the current syllabus is need based

16.35 per cent of the total faculty members strongly agree that the current syllabus is need based. 54.55 per cent of the total faculty members are of the opinion that the current syllabus is need based. 21.6 per cent faculty members have a neutral opinion. 7.5 per cent are not agreeing that the syllabus is need based.



2. Contemporary relevance of curriculum

8 per cent of the total faculty members strongly ensure the contemporary relevance of curriculum. 74.55 per cent agree and 8.6 per cent disagree on this. 8.85 per cent faculty members have neutral opinion.

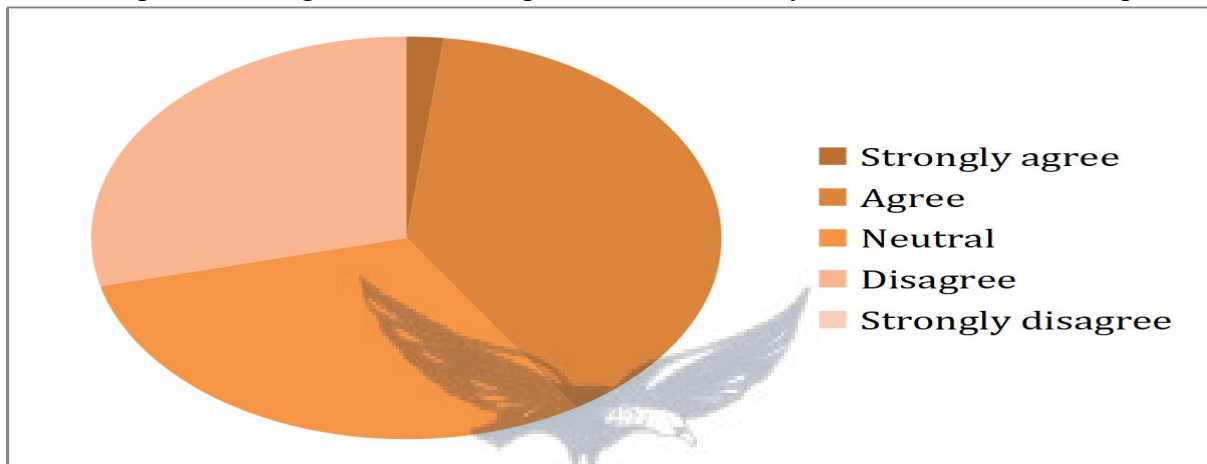


3. Whether the objectives and outcomes of the programs are well defined

14.425 per cent strongly agree that the objectives and outcomes of the programs are well defined. 52.3 per cent agree and 11.675 per cent disagree to this. 21.6 per cent of the faculty members have neutral opinion.

4. Academic flexibility of curriculum

1.9 per cent strongly agrees that the curriculum has academic flexibility. 39.05 per cent agree and 28.85 per cent disagree to this. 30.2 per cent of the faculty members have neutral opinion.

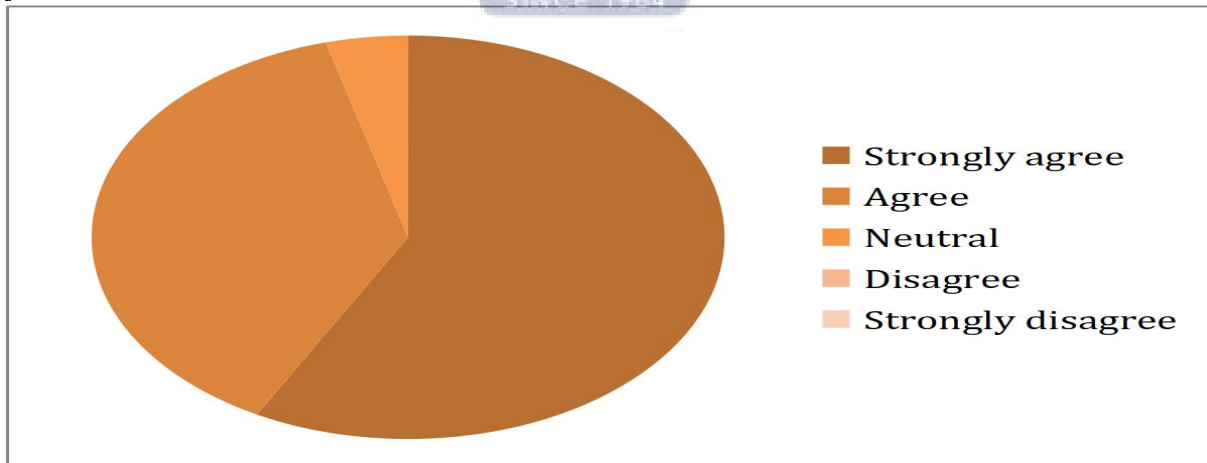


5. Whether the course content fulfills the need of students

8.025 per cent strongly agrees that the course content fulfills the need of students. 60.95 per cent agree and 13.85 per cent disagree to this. 17.175 per cent of the faculty members have neutral opinion.

6. Whether the syllabus been revised in the current academic year

57.925 per cent strongly agrees that syllabus been revised in the current academic year. 37.9 per cent agree. 4.175 per cent of the faculty members have neutral opinion. None of the faculty members are of the opinion that the syllabus not been revised in the current academic year.



7. Whether curriculum enhances employability



39.65 per cent strongly agrees that the curriculum enhances employability. 25.25 per cent. 35.1 per cent of the faculty members have neutral opinion. None of the faculty members are of the opinion that the curriculum does not enhance employability.

SUGGESTIONS

1. More dynamic areas of contemporary relevance must be added in the syllabus.
2. There ought to be more practicum component in the curriculum so that students get a grasp of real-world problems and challenges.
3. More emphasis ought to be given to experiential and practical learning approaches.
4. Curriculum framing is a centralised process done under by the university, college teachers get less chance to intervene. Universities must ensure and more intervention of teachers in framing curriculum.
5. Skill development, computer oriented training or courses can be added so that the students will have better job opportunities.
6. Allotted time and content of each course need to designed accordingly.
7. Curriculum has to be updated according to match the current job trends around the globe.



A REPORT ON THE PARENT FEEDBACK, 2022 – 2023

The IQAC of St. John's College, Anchal initiates the conduct of feedback from the parent. The feedback from had questions based on

- Level of career oriented syllabus
- Contemporary relevance of curriculum
- Level of knowledge acquired through curriculum
- Enhancement of intellectual aptitude through curriculum

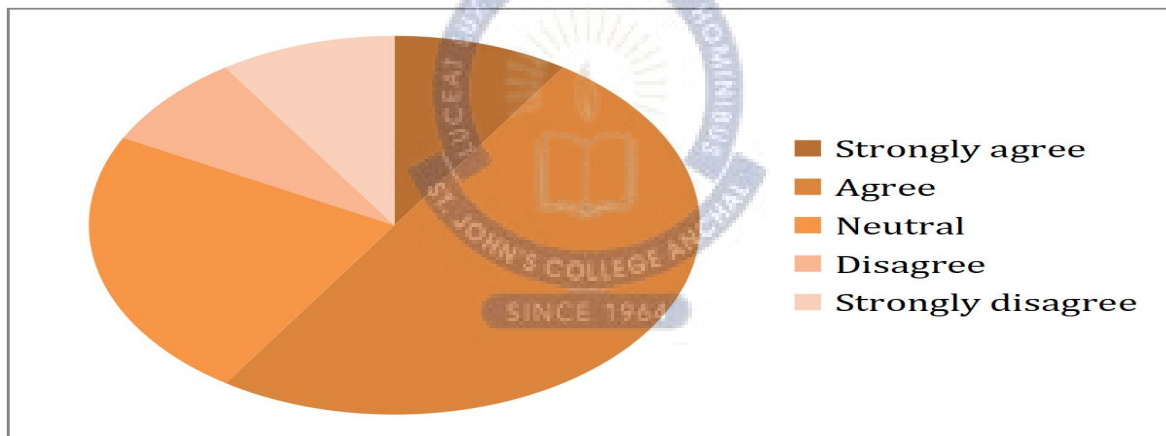
This report presents the summary of the feedback of parent.

1. Whether the current syllabus is need based or career oriented

8.57 per cent of the parents strongly agree that the current syllabus is need based. 44.5 per cent of the parents agree that the current syllabus is need based. 24.93 per cent faculty members have a neutral opinion. 14.2 per cent disagree and 7.8 strongly disagree that the syllabus is need based.

2. Whether the curriculum has content of contemporary relevance

9.31 per cent of the total faculty members strongly agree that the curriculum has content of contemporary relevance. 50 per cent of the parents agree that the curriculum has content of contemporary relevance. 23.33 per cent parents have a neutral opinion. 8.03 per cent disagree and 9.33 strongly disagree that curriculum has content of contemporary relevance.



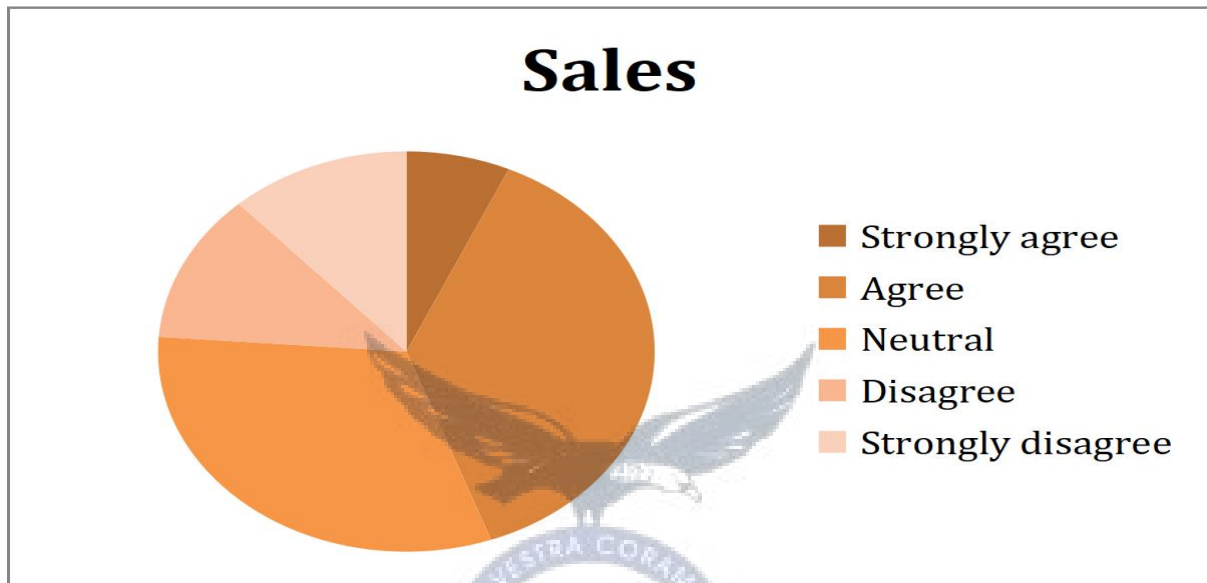
3. Enhancement of intellectual aptitude through curriculum

11.83 per cent of the total faculty members strongly agree that the intellectual aptitude through curriculum is enhanced through curriculum. 50.07 per cent of the parents agree that that the intellectual aptitude through curriculum is enhanced through curriculum. 25.8 per cent parents have a neutral opinion. 0.87 per cent disagree and 11.43 strongly disagree that the intellectual aptitude through curriculum is enhanced through curriculum.

4. Whether the syllabus helps in solving local issues

6.76 per cent of the total faculty members strongly agree the syllabus helps in solving local issues. 37.7 per cent of the parents agree that that the syllabus helps in solving local issues.

31.71 per cent parents have a neutral opinion. 12.03 per cent disagree and 11.8 strongly disagree that the syllabus helps in solving local issues.



5. Whether the student gets knowledge from the curriculum

8.86 per cent of the total faculty members strongly agree the student gets knowledge from the curriculum. 42.83 per cent of the parents agree that the student gets knowledge from the curriculum. 28.85 per cent parents have a neutral opinion. 15.2 per cent disagree and 4.26 strongly disagree that the student gets knowledge from the curriculum.

SUGGESTIONS

1. Syllabus must be patterned as more research oriented.
2. Career oriented courses must be developed.
3. Curriculum must address the emotional quotient and social strength of the students.



A REPORT ON THE ALUMNI FEEDBACK, 2022 – 2023

The IQAC of St. John's College, Anchal initiates the conduct of feedback from the alumni. The feedback from had questions based on

1. Learning environment
2. Infrastructure
3. Faculty
4. Fee structure
5. Quality of reference material and resources
6. Career and placement related curriculum
7. Library

This report presents the summary of the feedback of alumni.

1. Learning environment

40.6 per cent of the alumni strongly agree that the learning environment is excellent. 23 per cent of the alumni agree that the learning environment is very good. 26.97 per cent of the alumni rate the learning environment as good. 9.43 per cent rate the learning environment as average.

2. Infrastructure of the institution

26.075 per cent of the alumni strongly agree that the infrastructure of the institution is excellent. 30.65 per cent of the alumni agree that the infrastructure of the institution is very good. 41.15 per cent of the alumni rate the infrastructure of the institution as good. 2.075 per cent rate as average.

3. Faculty of the institution

41.37 per cent of the alumni strongly agree that the faculty of the institution is excellent. 22.42 per cent of the alumni agree that the faculty of the institution is very good. 27.72 per cent of the alumni rate the faculty of the institution as good. 8.47 per cent rate as average.

4. Fee structure

26.475 per cent of the alumni strongly agree that the fee structure is excellent. 30.575 per cent of the alumni agree that the fee structure is very good. 32.3 per cent of the alumni rate the fee structure as good. 9.775 per cent rate average and 0.85 per cent rate the fee structure as poor.



5. Quality of reference material and resources

34.62 per cent of the alumni strongly agree that the quality of reference material and resources is excellent. 41.02 per cent of the alumni agree that the quality of reference material and resources is very good. 20.12 per cent of the alumni rate the quality of reference material and resources as good. 4.25 per cent rate as average.

6. Career and placement related curriculum

12.375 per cent of the alumni strongly agree that the career and placement related curriculum is excellent. 17.45 per cent of the alumni agree that the career and placement related curriculum is very good. 37.925 per cent of the alumni rate the career and placement related curriculum as good. 20.025 per cent rate average and 12.25 per cent rate the career and placement related curriculum as poor.

7. Library

39.47 per cent of the alumni strongly agree that the library is excellent. 39.4 per cent of the alumni agree that the library is very good. 14.52 per cent of the alumni rate the library as good. 5.71 per cent rate average and 0.86 per cent rate the library as poor.

SUGGESTIONS

1. Library has to be more student friendly.
2. Curricular activities must be prioritized more.
3. Stress relieving activities have to be developed.

IQAC Coordinator

PRINCIPAL

